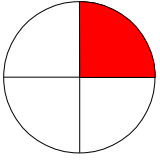


Wichtige Prozentangaben

Kreisdiagramm

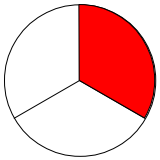


Bruch

$$\frac{1}{4} = \frac{25}{100}$$

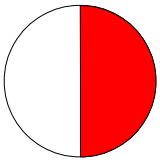
Prozentangabe

25%



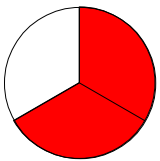
$$\frac{1}{3} = \frac{?}{100}$$

≈33%



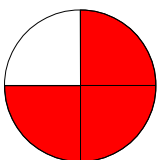
$$\frac{1}{2} = \frac{50}{100}$$

50%



$$\frac{2}{3} = \frac{?}{100}$$

67%



$$\frac{3}{4} = \frac{75}{100}$$

75%